

2015/4/14

About the situation of Fukushima

FUKUSHIMA UNIVERSITY (Fukushima Future Center for Regional Revitalization)

Hiroshi Kainuma

Population

Q1. What percent of the population outflow by evacuation ?

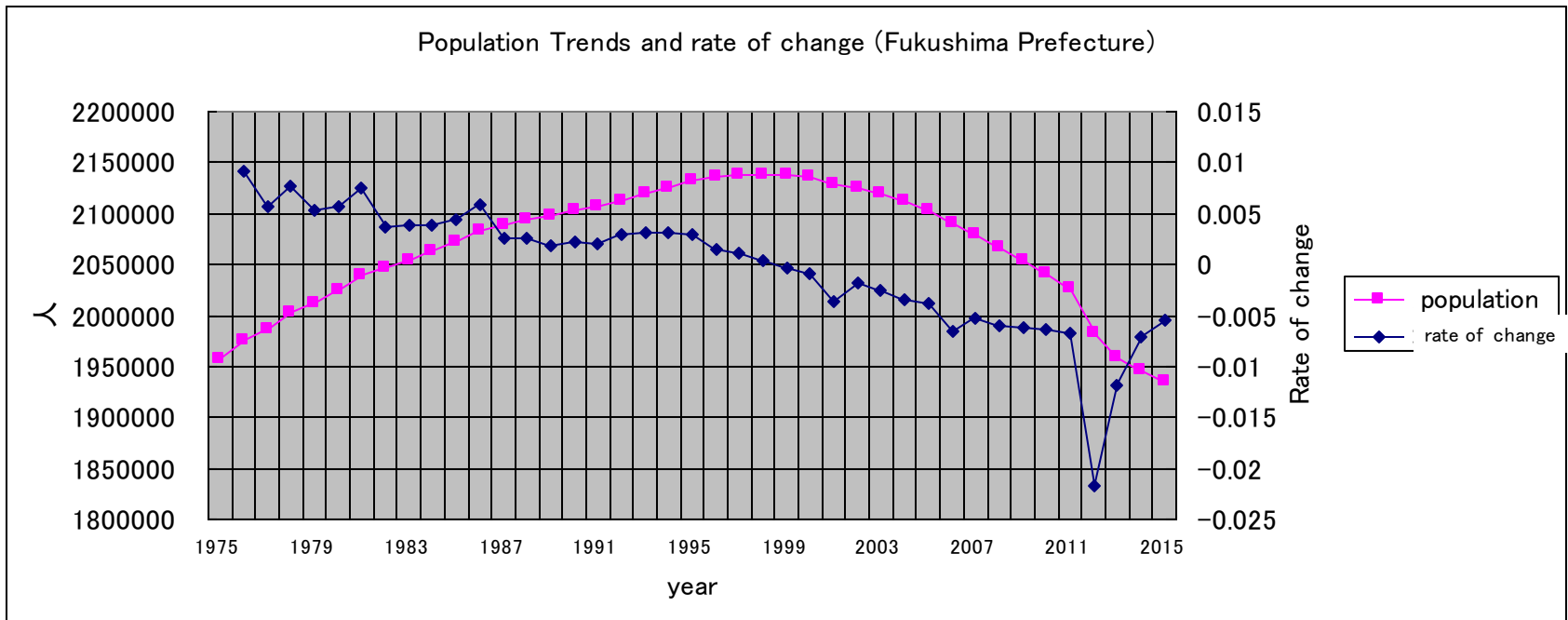


2.3%

- ▶ 2.024 million people (March 1, 2011)
- ▶ 47 000 people (April 1,2015)



- ▶ Population rate of change : recovery to the level of pre-quake Population
- ▶ Concentration : land prices soaring in such Iwaki , Koriyama



Q2. Yields of rice ?



85.8%

2013/2010

- ▶ 445700t (2010)
- ▶ 353600t (2011)
- ▶ 368700t (2012)
- ▶ 382600t (2013)



The radiation of about food

**Q3. The number of bags
beyond legal reference
value per year?**

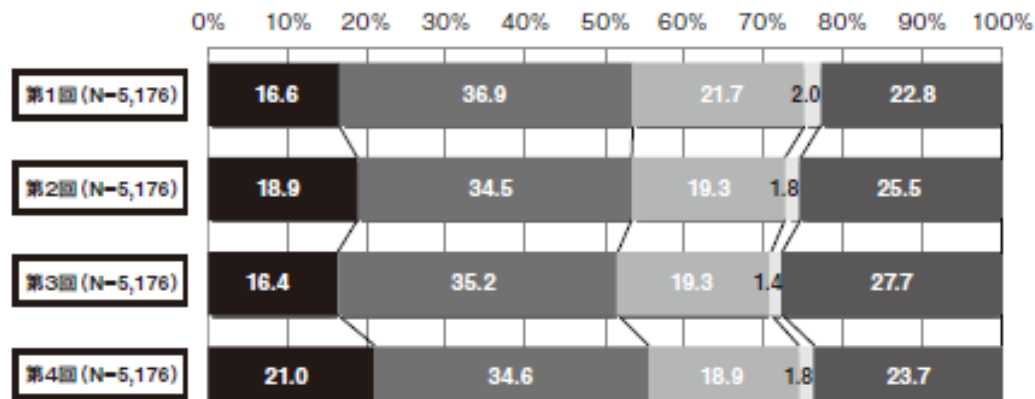


2014:0 bag

2012:71bags 2013:28bags

あなたは、放射線による健康影響が確認できないほど小さな
低線量のリスクをどう受け止めますか

- 基準値以内であっても少しでも発がんリスクが高まる可能性があり、受け入れられない
- 基準値以内であれば、他の発がん要因(喫煙、毎日3合以上飲酒、横せすぎなど)と比べてもリスクは低く、現在の検査体制の下で流通している食品であれば受け入れられる
- 放射性物質以外の要因でもがんは発生するのだから、殊更気にしない
- その他
- 十分な情報がないため、リスクを考えられない



Q4. Recovery of landings ?



9%

57%

- ▶ Landings to Fukushima Prefecture : 9%
- ▶ Fishery management bodies put the Fukushima location: 57%



Q4. Recovery of timber production ?



97.7%

Statistics of construction starts
(Fukushima Prefecture)

- ▶ 2013 forest material production volume

2009年度	9604
2010年度	8912
2011年度	8093
2012年度	12421
2013年度	15954



Industrial composition

**Q5. The proportion of
primary / secondary /
tertiary sector of
industry ?**



Primary : 7.6%

Secondary : 29.2%

Tertiary : 60%



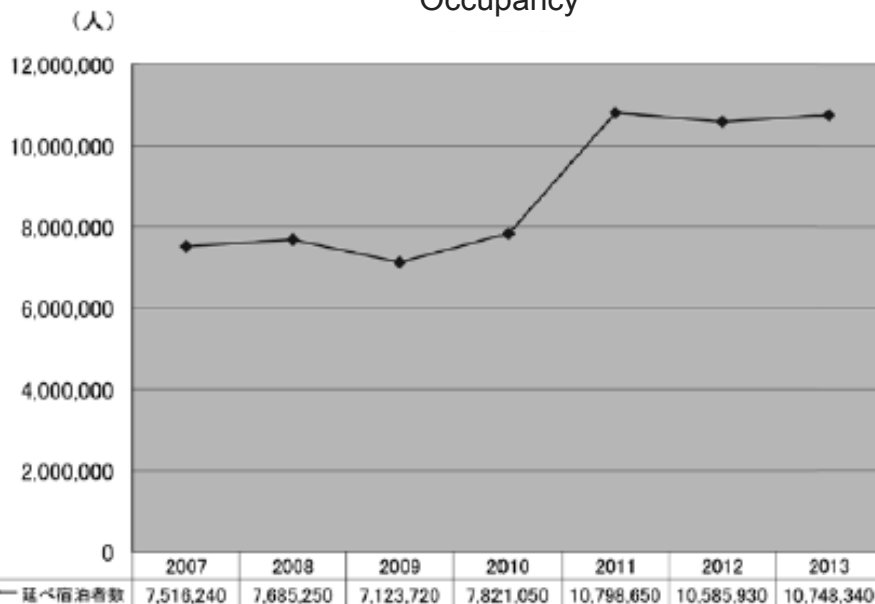
Q6. The recovery of the tourism



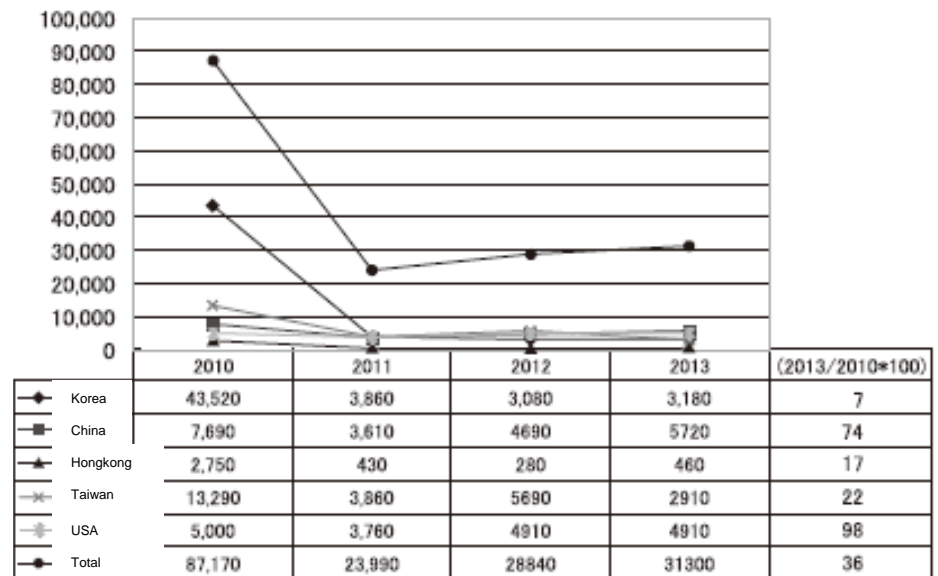
84.5%

Japan Tourism Agency "Accommodation Travel Survey"

Occupancy



The number of tourists by country



Impact on employment and labor

**Q8. Active job opening
ratio?**



First place
(Based on where the person
works)



Impact on the family and children

Q9.

“ Abortion and abortion has increased ”

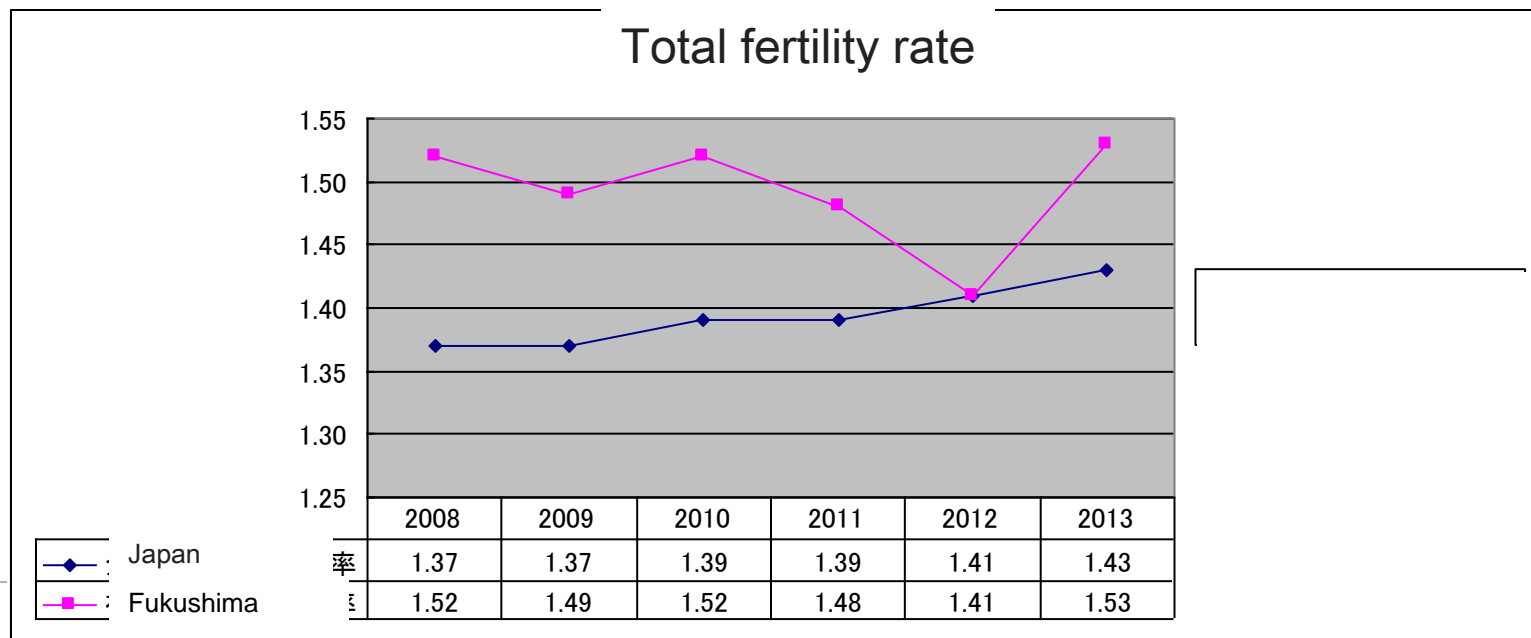
“ Divorce rate has risen . ”

“ Birth rate has dropped . ”

Which is correct ?



- ▶ “ Abortion and abortion has increased ” ✕
- ▶ “ Divorce rate has risen . ” ✕
- ▶ “ Birth rate has dropped . ” ○



Casualty

Q10. The number of direct death caused by the earthquake and tsunami?
The number of disaster – related deaths due to evacuation ?



-
- ▶ The number of direct death caused by the earthquake and tsunami
: 1612 (2015/3)
 - ▶ The number of disaster –related deaths due to evacuation
: 1793 (2014/9)
-
- ▶

End

